

# OVWG Newsletter

## Bob Rosand Returns

If you found yourself saying "This guy can do it all" the last couple of months with our professional turners, well, we've found another. Bob Rosand will be our guest at the April 17th meeting. With all of the 'how-to' articles Bob has written for the AAW magazine, and with the variety of items he turns and is noted for, it's hard to pin down just what his specialty is. Is it the Christmas ornaments with the long icicles, or the textured boxes and lids? How about the ring holders or confetti lights? The list really is almost endless. This will be another great chance to see one of the most sought after demonstrators in our hobby right here at the OVWG. A founding member of the American Association of Woodturners, Bob is currently on the Board of Advisors for the AAW.

Starting time for the April meeting will be 9:00 am and we will wrap up around 3:30 pm. It will be held at the Northminster

Presbyterian Church in Wyoming. We can always use a hand setting up and getting the coffee made, so being a few minutes early would be appreciated. The club is providing lunch again for this meeting. There will be the usual Show-and-Tell tables set up and a place for any sale items you might have. Directions for getting to the meeting are listed to the left. This would be a great meeting to bring along a friend to experience woodturning at it's best. Sign up early using the form below and save yourself \$5 - and look at the pen article on page 2 and save even more by bringing a turned pen for our service personnel overseas.

See everyone at the meeting.



'Rosand style' ornaments by Bob Rosand himself!



Turned & carved Walnut vase by Lowell Converse. Used with permission.

### Inside this issue:

Club Calendar	2
Freedom Pens Project	3
President's Letter	4
May Meeting Sign-Up	6
Silver Fox Says	7
Classifieds	7
Picnic Update	8

### Get me to the church!

Northminster  
Presbyterian  
Church

703 Compton Road

Take Galbraith Road  
exit off I-75, west to  
Vine Street (Rt 4),  
north to Compton  
Road and then west  
on Compton to the  
church.

## April Meeting Sign-Up / Save Another \$5

I would love to spend a day with Bob Rosand and all my woodturning buddies. I understand if I send in this form with \$10, lunch will also be included.

I, \_\_\_\_\_, plan to attend the April meeting and see Bob Rosand demonstrate his magic. By sending this in early, I am saving money and giving the treasurer a break. (*Admission is \$15 at the door.*)

I am also bringing \_\_\_\_\_ friend(s) @ \$10 each.

Total enclosed = \$ \_\_\_\_\_.

Have this form and your check, payable to OVWG, reach Jim by 4/15/04:

**Jim Goethel, 9966 Thornwood Court, Cincinnati OH 45241**



# Club Calendar

## APRIL

**17th**

Club Meeting  
Bob Rosand Demo  
Northminster Church  
Compton Road

**18th**

Hands-On with  
Bob Rosand  
Woodcraft classroom  
Fairfield OH

**21st**

Executive Committee  
meeting to be held.

## MAY

**7th - 9th**

Club Demo & Sale  
Appalachian Festival  
Coney Island

**15th**

Club Meeting  
David Nittmann Demo  
Northminster Church  
Compton Road

**16th**

Hands-On with  
David Nittmann  
Woodcraft classroom  
Fairfield OH

**19th**

Executive Committee  
meeting to be held.

## JUNE

**9th**

Club Demo  
4-H Club  
Higher Ground Center

**19th**

Zeller Annual Picnic &  
Turning Contest  
Symmes Township Park  
Loveland OH



Skew practice  
by John Cahall.

**23rd**

Executive Committee  
meeting to be held.

**30th**

Club Demo  
Summer Camp  
Higher Ground Center



Pepper mill by  
Earl Choromokos.



Maple Burl lamp turned by  
Dave Voegtly.

## JULY

**TBD**

Open Shop Demos

**21ST**

Executive Committee  
Meeting to be held.



Lidded vase by  
Ralph Tedeschi.

## AUGUST

**TBD**

Open Shop Demos

**25th**

Executive Committee  
Meeting to be held.

## SEPTEMBER

**18th**

Turnfest  
Symmes Township Park  
Loveland OH

**22nd**

Executive Committee  
Meeting to be held.

### **EXECUTIVE COMMITTEE MEETINGS**

The Committee meets every month on the Wednesday following the normal club meeting date. Committee meetings are held at 5:00 pm at Woodcraft in Fairfield, in their training classroom. All OVWG members in good standing are eligible to attend meetings, but only Executive Committee members are eligible to vote.



## Freedom Pens Project

### Do a good turn for our troops!

The OvWG has made a commitment to participate in the Freedom Pens project. Let's see how we can support our troops in Iraq. Could every member turn a pen? Take less than an hour to show your support. Pen kits cost only \$3.50 to \$14.

Woodcraft Supplies has a deal for OvWG members who want to turn a Freedom pen. They are offering a \$14 American Classic rollerball pen kit for only \$7.00 thru the end of May. Rockler will offer a 10% discount on any pen kits in stock to OvWG members. A little wood, a pen kit

and less than an hour turning time and you've done it!

Turn a Freedom Pen for the April and/or the May meeting and SAVE \$5.00 off your meeting cost. That's \$5.00 in advance with a turned pen or \$10.00 at the door with a turned pen.

Any questions, call Bill Warden at (513) 232-4899.

I'll see you at the April and May meetings to collect your pens.


Oh yes, please tell Jim Goethel when you send in your \$5.00 you will be bringing a pen.



## New Richmond High School



In what is becoming an annual event, the OvWG returned to New Richmond High School and did a half-day demonstration showing how much fun could be had on a lathe. Lowell Converse, Joe Keeler and Jim Burrowes (at left, top to bottom), along with John Lannom, Terry Elfers, John Wake, Gary Brackett, Doc Fix and Bill Warden put on the show for the students.



The club has come up with a shopping list of needs for the wood shop at New Richmond and, with the support of Woodcraft in Fairfield, will donate close to \$1,000 in new chucks, gouges, lathe bed extensions, a sharpening system and various drives, centers, etc. This is in line with our chapter charter of supporting the growth of woodturning through teaching. With the current climate in most schools causing these types of shop programs to be cut, the OvWG and the Board should be applauded in their efforts to help keep this option alive in at least one area school.

## President's Letter



**What size tree do you need to start with to make a hat that would fit Dave?**

**"250,000 bottle stoppers @ 3" long equals almost 12 miles of wood."**

I hope this newsletter finds you covered with shavings and chips because you have just finished your entry, a wooden Frisbee, for the June picnic. Talking about throwing things wooden, did you hear about the fellow who was given a new boomerang who became frustrated because he couldn't throw his old one away.

I didn't attend the Nick Cook meeting as I was out of town procuring some tropical woods and playing a little golf. I heard that Nick said things opposite to what Alan Lacer said about using the skew. I heard that he likes the oval skew and Alan likes the rectangular one. I think Nick inspired a lot of people to go out and make bottle stoppers. Joe Keeler sent out an e-mail about the stoppers. He said that 250,000 stoppers times 3" long equals almost 12 miles of wood. The controversy with the bottle stoppers is cork or plastic. Most of my wine comes with a screw top. See the Nick Cook story elsewhere in the newsletter written by Gary Brackett. A big thank you to John Lannom for running the meeting and for housing Nick during his stay.

We look forward next month to Bob Rosand. We have had Bob demonstrate for us 3-4 years ago. He is well known for his Christmas Tree Ornaments and lidded boxes. He makes a number of items that you will be interested in making for yourself. The meeting will be held at the church, 9 am, \$10 in advance, and lunch will be served.

The board had applied for an educational grant from the AAW several months ago. We were turned down. The grant was to help equip the New Richmond High School woodworking shop with lathes, turning tools, grinders, and other items pertaining to what we do. At our last board meeting the board approved a motion to purchase a "shopping list" of woodturning equip-

ment out of our own treasury. We will deliver and present the equipment to the school in the next couple of weeks.

The board has decided that the items made at our meetings and donated by the 'pro' demonstrators to the guild will be auctioned off at the June "Zeller Picnic". This auction will include one of the hats made by Chris Ramsey. The board also decided to look into the purchase of a storage trailer so that we can keep all of our equipment in one place.

If you are a pen maker and would like to make some pens to donate to our men and women serving overseas see the article written by Bill Warden elsewhere in the newsletter. It is called The Freedom Pen Project. Bill has set a goal of 200 pens from our group. That would be a little more than one apiece.

Our newsletter and website are in the running for "Best Newsletter" (Pete Kekel, editor) and "Best Website" (John Wake and Mike Nelson, co-webmasters). This is a new contest sponsored by the AAW to determine who is the best, in their judgment, of all of the chapters across the country. We already know who is the best. Visit your website at [www.ovwg.org](http://www.ovwg.org).

We are in need of your help in a lot of areas. At the end of this year 1st Vice-President and Secretary are up for election and I would like to have several of you volunteer for those positions. Some of you in the membership are eventually going to have to take over and run this fine club if you want it to continue as it has in the past. We also need people to volunteer to run the camera at regular meetings, to write articles for the newsletter, and to house demonstrators to name a few. Please help.

David



Eggs in a Basket  
Skew practice by  
Chris Erwin.

# March Meeting Review



A quick & easy honey dipper.

Approximately 80 members were razzle-dazzled by Nick Cook at our March 20<sup>th</sup> meeting. Talk about versatile! He is an expert with the infamous

skew chisel, and turned several projects with it and his trusty 3/8" bowl gouge which is sharpened like a spindle gouge. Starting with a Garden Dibble (a tool for planting bulbs), he went on to a Honey



Nick turns a platter after burning the rim.

Dipper, and then an Icicle Snowman Xmas ornament. Using 1/8" tempered Masonite, he showed us a quick way to burn small areas such as hatbands on his Snowman and other projects. While most of his finishes are Mineral or Walnut oil and Beeswax, he also frequents the finer art suppliers like Wal-Mart for his paint pens. His next project was turning two at a time Xmas ornaments from a block of basswood, using a template to make cuts quick and accurate. As a production turner, Nick has several "signature" items including his Baby Rattle. Unique in his design, he uses a 1" core box router bit to relieve a section of a maple slab, fills the void with 9 beans (no more, no less by law!), glues another slab

to it, and then turns the rattle. Like many turners Nick sells a variety of spinning tops, and other items using 3/8" dowels. To hold the dowel without damaging it, he uses a 3/8" collet chuck held with a draw-in bar. Nick suggests buying only furniture grade birch or maple dowels. Next he turned one of his beautiful bottle stoppers out of cocobolo and explained the unseen process of drilling for the dowel with a special parabolic brad point drill bit. He makes 12 different shapes and finishes them with 400 steel wool and Briwax and then buffs with Carnuba. He turns approximately 12 per hour and has sold over 250,000. He then made a small box using a Soren Berger hollowing tool and a scraper, and followed with an Ash platter with a burned rim. His last item



Turn practice into profit. In this case, a garden dibble.

was a wonderful hard maple pepper mill. Nick has written several "how-to" articles in the AAW journal on many of the above items, and has instruction copies, supplies and wood available. If you weren't able to attend, shame on you, and yes David, this includes you. Plan early for the Bob Rosand demo on April 17<sup>th</sup>. No excuses.

Gary Brackett

Visit Nick's web site at [www.nickcookwoodturner.com](http://www.nickcookwoodturner.com) to see more of his work and the complete line of turning supplies he offers.

... he also frequents the finer art suppliers like Wal-Mart for his paint pens.

### 2003-2004 Elected Officers

- **President:** Dave Morrical  
513.771.5205 dmorrical@aol.com
- **1st Vice President:** Gary Brackett  
513.553.7474 g.a.brackett@worldnet.att.net
- **2nd Vice President:** John Lannom  
513.683.3129 jlannom@fuse.net
- **Treasurer:** Jim Goethel  
513.777.4574 hjsail@aol.com
- **Secretary:** Joe Keeler  
513.233.0493 jgklr2732@aol.com

### Members-at-Large

- Keith Bundy**  
859.781.5414 bundyk@email.uc.edu
- Jim Burrowes**  
937.878.8051 jwburrowes@donet.com
- Lowell Converse**  
937.426.2646 laconverse@earthlink.com

Demonstration meetings generally held the 3rd Saturday of the month  
8:30 am to 3:30 pm

Annual Membership \$25  
(\$20 for AAW members)  
Includes monthly newsletter

### Send articles to:

**Newsletter Editor:** Pete Kekel  
4175 Farmwood Court  
Erlanger KY 41018-2882  
2ndnature@fuse.net

**Webmaster:** John Wake  
513.874.5327 webmaster@ovwg.org

**Co-Webmaster:** Mike Nelson  
937.767.9487 mike\_nelson@acm.org

## May Meeting - David Nittmann Demonstration



"Dream Machine"  
Turned, burned & colored  
form by David Nittmann.

The May meeting of the OVWG will provide a new twist to the offerings of the previous months. David Nittmann will join us for an all-day demonstration of the techniques he uses to create the "basket illusion" pieces he is noted for. (See picture on left.) David uses a variety of non-figured woods to which he turns, burns and dyes to create the visual and tactile impression of a woven form. These illusion pieces have been featured in many of the top exhibitions across the country and David has his work represented in many private collections throughout the United



States. You might say that he has come full circle from playing in his Grandfather's wood shop, to sweeping up at a wooden toy factory, to owning his own cabinet and furniture shop, to having his work acclaimed along side the masters in the wood turning field. This meeting should offer inspiration to all attending. Use the form below to sign up in advance and save \$5 off of the door price. See everyone on May 15th.

## Sign-Up For May Meeting

The May meeting is another chance to donate a turned pen to the Freedom Pen project and save even more off the cost of the meeting. See page 2 for details.

I want to see David Nittmann and his unique turnings. I understand if I send in this form with \$10, lunch will also be included.

I, \_\_\_\_\_, plan to attend the May meeting and see David Nittmann transform mere wood into beautiful objects. By sending this in early, I am saving money and giving the treasurer a break. (Admission is \$15 at the door.)

I am also bringing \_\_\_\_\_ friends @ \$10 each.

Total enclosed = \$ \_\_\_\_\_.

Have this form and your check, payable to OVWG, reach Jim by 5/13/04:

**Jim Goethel, 9966 Thornwood Court, Cincinnati OH 45241**

## Members Galleries On The Web Site



Maple Burl hollow form turned by  
Mark Twigg.

Hopefully you have noticed the better quality of photographs that have been taken of the show-and-tell items presented at our monthly meetings. Thanks to Bob McFalls and his efforts to take "gallery type" pictures and hauling his light tent to each meeting, we have been able to digitally record our turning feats and share them in the newsletters and on our

web site. We would like to open a gallery for everyone on the web site that would contain these pictures and be available for everyone on the world wide web to view. Please contact our webmaster John Wake and give him your permission to post the photos in your very own gallery. Call or email John and let him know you'd like your gallery started NOW!



IF AT FIRST YOU DON'T SUCCEED, SKYDIVING IS NOT FOR YOU.

Silver Fox Says:

THE SHIN BONE IS A DEVICE FOR FINDING FURNITURE.




HE WHO LAUGHS LAST, THINKS SLOWEST.

ONE WAY TO STOP A RUNAWAY HORSE IS TO BET ON IT.

YOU CANNOT GIVE AWAY KINDNESS – IT ALWAYS COMES BACK TO YOU.

## Mueller Tools

101 East Benson Street  
Cincinnati OH 45215  
513-761-6777



Wide Selection of Industrial Woodworking Tools

Table Saws - Lathes - Bandsaws - Routers - Wide Belt Sanders  
Drum Sanders - Pocket Hole Machinery - Clamps - Shapers  
... and much more!

### OVWG MENTORS

If you would like help getting started or working out a problem, feel free to call any of the names listed below. As always, there is **NO CHARGE** to members of the Ohio Valley Woodturners Guild.

Northeast/Tri-County:	Earl Choromokos 513.771.5908
	Bruce Gibson 513.522.2515
	Dave Morrical 513.771.5205
Loveland:	John Lannom 513.683.3129
Kenton County, KY:	Pete Kekel 859.525.4092
Campbell County, KY:	Keith Bundy 859.781.5414
East Side:	Gary Brackett 513.553.7474
	Joe Keeler 513.233.0493
Dayton:	Jim Burrowes 937.878.8051
	Lowell Converse 937.426.2646
	René Keyzer-André 937.277.4717

Contact: Dave Morrical, Mentoring Chairman, with any changes, or if you'd like to join the great group of talented volunteers.



Segmented box by Ray Feltz.



What's it Now? By Autrey Parker.

## CLASSIFIEDS!

### ANCHORSEAL \$6 / gallon

This green wood end-sealer is available in 1, 2 or 5 gallon containers.

Contact: Pete Kekel  
859.525.4092  
2ndnature@fuse.net

### SANDING SUPPLIES

Disks available in 80, 120, 150, 180, 220, 320, 400, 600, & 800 grits.

Packed 25 per bag.  
2" round - .16 each  
3" round - .17 each  
2" wavy - .19 each  
3" wavy - .22 each

Mandrels, interface pads and other abrasive products also available.

Please call for details.  
Contact: John Albachten  
513.948.8977  
John@agoodturn.com

### WOOD FLOORING

Gym floor available, 1-1/2" thick, (3/4" Maple backed with 3/4" Pine) 38" wide x 12' long — \$10 each  
Good for work bench tops.

Contact: Dave Bryant  
513.939.1010  
dlbryant@fuse.net

### SHOPSMITH MARK V

Plus attachments & accessories including the bandsaw, jigsaw, shaper, drum sanding set and dado blade set.

Asking \$1950.00, or BEST OFFER! Get hold of Chuck and tell him what you'd pay for his machine.

Contact: Chuck Benjey  
513.737.6937 (H)  
513.337.3546 (W)  
Cbenjey@EESUS.JNJ.com

### VIDEO TAPES!

See Joe Keeler to check out a tape or two from the club library.



OHIO VALLEY WOODTURNERS  
GUILD  
WWW.OVWG.ORG

4175 Farmwood Court  
Erlanger KY 41018

Phone: 859.525.4092



Email: 2ndnature@fuse.net

got wood?

ADDRESS CORRECTION  
REQUESTED

UPCOMING DEMOS:  
BOB ROSAND 4/17/04  
DAVID NITTMANN 5/15/04

## Picnic News



Has anyone made their prototype Frisbee yet? Did it fly? Did anyone get hurt? Just remember that in addition to the ribbons usually passed out for the best work in each class, there will also be a prize for the Frisbee that flies the farthest.

There is an additional twist to the Zeller Picnic this year. The club will auction off the turned demo pieces that we received during the year from the guest turners that were at our meetings. I'm sure there will also be some surprise items in the mix as well. You know the food is going to be good, the turnings for the contest are always thought provoking, and now the bonus of having a live auction to go along with all of the other fun. Should be a great time!

## Turning 2005

As promised earlier, a tiny update on the continuing saga known as Turning 2005. By the time of the next club meeting there will have been a meeting of the Symposium Committee and the ball will officially be rolling. Everyone needs to be thinking of where they can offer help and be ready when called upon. Camera operators, guest turners, demo assistants, the list goes on. Let's make this one the best!

