



A Chapter of the American Association of Woodturners [www.woodturner.org](http://www.woodturner.org)

## *It's A Tradition - Zeller Steaks & Turning Test*

We are all anxiously waiting to see the entries in the turning contest for this Spring. The amount of creativity in our club is just amazing. However, just as amazing, and of the same quality, are the covered dishes that are brought along to pass around at the picnic. Great steaks provided by Dick & Donna Zeller, coffee and soda compliments of the OVWG, and a family specialty of yours along with a serving utensil to share with others. Just \$5 per person! Be at the park by 10:00 AM to make sure you don't miss any of the fun (directions below.) The contest rules remain the same as stated in earlier newsletters—make 2 of something!

Upcoming Events:

**May**  
Zeller Picnic & Contest

**24th**

**September**  
Club Meeting

**20th**

**October**  
TURNING 2003  
SYMPOSIUM  
West Harrison IN

**17th**

- SIGN UP FORM

**19th**

**November**  
Club Meeting

**15th**

I, \_\_\_\_\_, will attend the Spring Picnic with \_\_\_\_\_ guests  
@ \$5 per person = \$\_\_\_\_\_.

Contest Entry \_\_\_\_\_ No \_\_\_\_\_ Yes

Class: Novice    Advanced    Master    (circle one)

Inside this issue:

- Home Shop Demo report and photos
- Local auction news
- Silver Fox
- A Week At Arrowmont
- Appalachian Festival photos

Fill out this form and mail with the appropriate fee to:

**Bruce Gibson, 10047 Lakeside Drive, Cincinnati OH 45231**

(Make checks payable to OVWG.)

## *Picnic Directions*



I-71, exit 19 (Fields Ertle Road), head East. Turn right (South) on N Lebanon Road and Symmes Township Park is approximately 3 miles on the left. From I-275, exit 52 (Loveland Maderia Road). Northeast past E Kemper Road. Turn left on to S Lebanon Road and the park will be on your right.

# April Home Shop Demos Big Success



René Keyzer-André makes some shavings at Wayne Reffner's shop demo in Hillsboro. Sorry Wayne, the lasagna was still the highlight of the tour.

What a great time to go behind the scenes and see the shops of the members that volunteered to host the club. Plus we were able to get some answers to a few things - yes, Lowell's shop really is that clean and organized; no, Dave's garage is not filled with wood, it's filled with all the club equipment; Hillsboro is a pretty good hike for Wayne to make our meetings. Thank you to everyone that hosted and attended these home shop demos.



Ralph Tedeschi's punishment for making a wise crack during Lowell's demo was a seat in the line of fire. How do you measure wall thickness on a thin hat? Lowell Converse showed us all how.

**2001-2003  
Elected Officers**

- **President:** Earl Chromokos  
513.771.5908 echoromo@fuse.net
- **Vice President:** Dave Morriral  
513.771.5205 dmorriral@aol.com
- **Treasurer:** Bruce Gibson  
513.522.2515 bgibs@fuse.net
- **Secretary:** Joe Keeler  
513.233.0493 jgklr2732@aol.com

Demonstration meetings generally held  
the 3rd Saturday of the month  
8:30 am to 3:30 pm  
September through May

Annual Membership \$25  
(\$20 for AAW members)  
Includes monthly newsletter

**Program Chairman:** John Lannom  
513.683.3129 jlannom@fuse.net

Send articles to:  
**Newsletter Editor:** Pete Kekel  
4175 Farmwood Court  
Erlanger KY 41018-2882  
2ndnature@fuse.net

**Webmaster:** John Wake  
513.874.5327 webmaster@ovwg.org

**Co-Webmaster:** Mike Nelson  
937.767.9487 mike\_nelson@acm.org



Dave Morriral made it look so easy that even Cliff Goosman jumped into the action. There were actually several lathes going at Dave's home shop demo and lots of "hands-on" time for both new and old members. Plus, a neighbor's tree was being taken down at the same time . . . FREE WOOD!



Gary Brackett provided the instructions to Terry Elfers (L) and Terry Evans in Doc Fix's shop.


# New Web Site Up and Running



There are baby steps, grown-up steps and Neil Armstrong type steps. Go to [www.ovwg.org](http://www.ovwg.org) and see what kind of leaps have been made at the club web site! John and Mike have been busy improving upon our original set up, and the look is fantastic. They still need

some input for the Member Gallery. The requirements are on the home page of the site. We realize not everyone has access to digital photos and the ability to write CD's, but we hope to help out all of the club members to give them a chance to put their work on our

web pages. We have several excellent photographers in the club that are more than willing to help get pictures of you, your shop and your work. Kudos to John Wake and Mike Nelson for their work with the web site.



*Please help fill up the Member's Gallery on our web site.*

# Local Auction Has Possibilities

This report just in from field correspondent Ed Schlueter. There is an auction being held Saturday, May 17 starting at 10:00 AM at 3620 Struble Road in Colerain Township. Struble runs from Colerain to Hamilton and is just north of I-275. The auction will include air dried White Oak, Maple, Hickory, Basswood and Wal-

nut. The wood ranges from 1-3 years old and is all stacked properly for air drying. In addition to the wood, there will be power and hand tools including lathe tools, files, a table saw, etc. Also some grinders and sanders. Thanks to Ed for passing this along to the membership.



Ed is shown here passing on turning tips to Don Voas.

... air dried White Oak, Maple, Hickory, Basswood and Walnut ...

EAGLES MAY SOAR, BUT WEASELS AREN'T SUCKED INTO JET ENGINES!

IF YOU THINK NO ONE CARES IF YOU'RE ALIVE, TRY MISSING A COUPLE OF UTILITY PAYMENTS!

EVERYTHING BECOMES A LITTLE DIFFERENT ONCE IT HAS BEEN SPOKEN OUT LOUD.


UNTOLD SUFFERING SELDOM IS.

DON'T LOOK BACK. THAT'S NOT WHERE YOU'RE HEADED.

Silver Fox Says:



## President's Letter



Earl is seen demonstrating his "5 minute box" at Dave Morrical's home shop demo.

The home demonstrations throughout April were a great success. I was able to attend the sessions held by Dave Morrical and John Albachten, Lowell Converse and Wayne Reffner. I missed Gary Brackett's and Jerome Fix's demonstration. Many members attended these informative demonstrations and were able to turn on the lathes provided. All sessions provided food and fellowship. Thanks to all the demonstrators for their efforts in teaching and making the guild a wonderful organization!

Winding down the year is our contest and the Zeller's Picnic. Don't forget to send in your reservation. More information and directions are elsewhere in this Newsletter, and can be found on our website (ovwg.org). Which reminds me... check out the website! John and Mike have done an outstanding job on the site. Many changes have been made and I am sure many more to come. Keep up the good work John and Mike!!!

If you haven't heard the bad news, Richard Raffan has canceled out of this

year's symposium. This news caused a slight panic for the symposium Planning Committee and emergency meetings were held and a replacement for Raffan was found. We were fortunate to entice Stuart Batty to come to Cincinnati. In case you don't know Stuart, the older guild members had the pleasure of seeing Stuart demonstrate for our guild six years ago. He is proficient in all disciplines of woodturning and is an outstanding instructor. The board extended the courtesy of informing pre-registrants and chapter presidents of the change.

More about the sympo-

sium: Joe Keeler reported we have about one hundred registrants and all the rooms at Higher Ground are booked! There is room in the dormitory and nearby motels. John Lannom has put together a number of manufacturers and Dave Morrical is working on the regional demonstrators. We still need volunteers to help and you can sign-up at the picnic. This year's symposium looks to be the largest and the best ever!

See you at the picnic; bring a covered dish and a large appetite.

Earl

Check out the web site!  
Many changes have been made and I am sure many more to come.



Bill Warden practicing his bowl techniques using Jerome Fix's Powermatic 3520 and Gary Brackett's instructions.

### OVWG MENTORS

If you would like help getting started or working out a problem, feel free to call any of the names listed below. As always, there is **NO CHARGE** to members of the Ohio Valley Woodturners Guild.

<b>Northeast/Tri-County:</b>	Earl Choromokos 513.771.5908
	Bruce Gibson 513.522.2515
	Dave Morrical 513.771.5205
<b>Loveland:</b>	John Lannom 513.683.3129
<b>Kenton County, KY:</b>	Pete Kekel 859.525.4092
<b>Campbell County, KY:</b>	Keith Bundy 859.781.5414
<b>East Side:</b>	Gary Brackett 513.553.7474
	Joe Keeler 513.233.0493
<b>Dayton:</b>	Jim Burrowes 937.878.8051
	Lowell Converse 937.426.2646
	René Keyzer-André 937.277.4717

Contact: Dave Morrical, Mentoring Chairman, with any changes, or if you'd like to join the great group of talented volunteers.

## Turning 2003 Symposium Update

Did you ever have one of those “design opportunities” while working on something on your lathe? Well, that is sort of what happened with our program for the upcoming Turning 2003 Symposium. With all of the major elements in place and an eager staff of volunteers working on the important details, an email from Richard Raffan appears detailing what a wretched year he’s had both personally and professionally and stating he must cancel his appearance at our show. Okay, now what? Without missing a beat the Symposium Board held an emergency meeting and were able to sign up a very capable replacement, Stuart Batty. With all due respect to Richard Raffan, we don’t think you’ll no-

tice much of a difference besides the English accent versus the Australian one. Shown below is the text of the letter that was sent to the folks that have already registered for the show:

May 2, 2003

Dear Attendee of Turning 2003:

It is with regret that this letter is written to inform you that Richard Raffan has had to cancel his appearance at our Symposium. Richard explained that personal and family problems have forced him to forego not only our event, but others as well.

I am pleased to announce that Stuart Batty, who resides in Britain, will appear as a Featured Demonstrator. Stuart is a

second generation turner who excels at long, thin-stemmed goblets, boxes, thin square edge bowls and a variety of other items. Having witnessed his demos, he is an excellent teacher and presenter, and entertaining as well. I am confident you will find Stuart Batty to be a competent replacement.

We are sorry for any disappointment or inconvenience this change, which is beyond our control, may have caused. If you have any questions or concerns, please do not hesitate to contact me at the above address or our Registrar, Joe Keeler. Please check our website at [www.ovwg.org](http://www.ovwg.org) for further information.

We look forward to seeing you at Turning 2003.

Very truly yours,

Earl Choromokos  
President

As you can see, the design opportunity was actually just that. The show not only must go on, but it’s moving at break-neck speed. There is still a need for volunteers to help make this the best event the OVWG has hosted. We need **video assistants** (contact Dave Voegtly), **demo assistants** (contact René Keyzer-André), **set-up and tear-down help** (contact Jerry Bruns & Keith Bundy) plus various other tasks. Get your name on a list to help your club.



## Paul Patterson

Most of you already know this, but this is just a word asking for your thoughts and prayers for one of our members and his family. OVWG member Paul Patterson’s son Josh was involved in the

horrific fire incident up at The Ohio State University in Columbus, Ohio. Josh is being treated for burns and smoke inhalation now and appears to be on the road to recovery. While it’s hard to

call anyone in this situation lucky, several of the kids were a lot less fortunate than Josh. Please remember the Patterson’s in your prayers and daily thoughts.



## A Week At Arrowmont



Ray Key making chips fly at a turning demonstration.



An example of Ray Key's boxes - simple form at it's best.



A platter by Ray Key. Form and function.

There are several places where one can get woodturning instruction. Arrowmont, in Gatlinburg, TN is probably the best known East of the Mississippi. Situated on a hillside along the main drag, the campus is a mix of old and new buildings. Some buildings house studios and administrative complexes while others are living quarters and a dining hall. The writer had the opportunity of spending a week there while the redbud trees, dogwoods and azaleas were in their glory scattered throughout the area.

The class, conducted by Ray Key was about shape and form of turned objects. It was different from most classes, as attention was not given to technique but to the form resulting from it. Instead of one or two critiques during a week we had one or two each day. Instead of the instructor demonstrating a project for the group, he just announced the project and provided parameters, such as diameter and depth, foot or no foot. It was up to the group to take it from there. Taking each item produced by the fourteen students, Mr. Key described what was good, not so good and suggested how to improve our work, going to the lathe to demonstrate certain features that he felt necessary. We studied large utility bowls, small decorative bowls, platters, vases and boxes. By the end of the week he was inviting the group to self evaluate. We viewed slides of Ray's work and toured the Arrowmont gallery of turnings lis-

tening to him describe each one pointing out the dominant and the subtle features. Of course, we were hearing his opinions most of the time and as he pointed out, someone else might and would view it differently. However, when that person is internationally recognized as a fine artist, it is advisable to pay attention.

### About the instructor:

Ray Key lives in the north of England. He is a world class artist and an excellent teacher injecting humor and story telling into his instruction. Ray began his career as a pattern maker which he said taught him to turn accurately. Then he worked for Chrysler U.K. as a designer where he learned which shapes are pleasing to most people. Later he put the two together and became a full time wood turner making his living turning and teaching. The majority of his time is spent on production work. He remarked that in Britain, the greatest demand is for utility items; not the decorative pieces that are popular here.

### About the Facility:

Arrowmont School of Arts and Crafts was established in 1912 as a Settlement School providing education to rural children where no formal schooling was available. Settlement families expressed gratitude to the teachers by bringing them handmade crafts as gifts. In 1926 the Arrowcraft Shop was opened to market the crafts of the

local Appalachian people. It was through these crafts that Arrowmont gained popularity and in 1945 the first summer workshops were taught under the guidance of the University of Tennessee. Today it is fully devoted to the visual arts offering workshops throughout the spring, summer and fall. Workshops include clay, painting, glass, jewelry, basket making, stone, weaving, stitching and sewing, and of course, wood working and turning. The wood shop was completed in 1996 and is probably the most complete facility anywhere.

Incidentally, the food is just great. Good quality, variety and lots of home cookin'.

### Was it Worth It?

I have been asked that question more than a few times. I felt intuitively that it was but the questions caused me to ask "What is worth?" If worth means that one has to recover the several hundred dollars in tuition, room and board and travel, then I will have to sell until age 120! If worth entails learning something new, seeing what other people are doing with their crafts and spending time doing what one enjoys, it was worth it. If worth entails being with others who share the same interest in a setting that promotes pondering the universe, yes, it was worth it!

Joe Keeler

## *Nominating Committee Report*

In a small break with tradition, our annual elections are going to be held in September of this year. That will be the first meeting after our summer break. There will be a notice about the offices that are up for election and the candidates for each office in the newsletter you receive prior to the September meeting. There is still time to be included in the election process. Get in touch with John Wake, Lowell Converse or John Albachten and let them know of your interest. Or let them know of someone that you think would make a good candidate for helping shape the direction of the OVWG. This is a chance to be involved and help make decisions that will keep your club strong and a great place for woodturners to meet and share.

## *Appalachian Festival At Coney Island*

### **CLASSIFIEDS!**

**ANCHORSEAL** \$6 / gallon  
 This green wood end-sealer is available in 1, 2 or 5 gallon containers.  
 Contact: Pete Kekel  
 859.525.4092  
 2ndnature@fuse.net

**LATHE** New in box!  
**Jet Mini Lathe**  
 \$250  
 Contact: Earl Choromokos  
 513.771.5908  
 echoromo@fuse.net

**LATHES** 2 different kinds.  
 A beginner's lathe and an antique model. Both in working condition.  
 Contact: David Morrical  
 513.771.5205  
 dmorrical@aol.com



Keith Bundy (left) tries his hollowing techniques on the mini-lathe. Bruce Gibson (center) takes a break from turning and works the booth. Jim Burrowes showed off his assortment of clever items turned before your very eyes.



John Lannom (left & center) is shown turning a bottle stopper with his bowl gouge and then harassing the unsuspecting public until they give him money for one of them. Lowell Converse poses with his version of the mini-lathe turned hat.

# Ohio Valley Woodturners Guild

4175 Farmwood Court  
Erlanger KY 41018-2882

Email: 2ndnature@fuse.net

**WE'RE ON THE WEB!**  
**WWW.OVWG.ORG**

**ADDRESS CORRECTION  
REQUESTED**


★ TURNING 2003 SYMPOSIUM ★  
OCTOBER 17-19, 2003

## OVWG At Arrowmont



*Final installation. The OVWG contribution is placed near the top on the pole to the left.*

Unless there is a tornado that goes through Gatlinburg, or a swarm of termites that ascends on the Arrowmont campus, this should be the last report about the totem pole for the



next little while. Our portion of the pole has been delivered and installed, as witnessed in the photos. It appears that there are only about 10 clubs represented on that first pole shown to the left. We should all be proud to have our club among the group of active donors that have chosen to help support the mission of the Arrowmont school. Shown in the photo to the right is a brick paver that represents another donation made by the OVWG. This paver is placed on the walk way outside of the wood studio. Since this brick was placed, there has been another

contribution and a limestone marker is being prepared in recognition of our clubs gener-



osity. Read the article from Joe Keeler about his experience at the Ray Key class he recently attended. What a great chance to explore woodturning instruction.