



OHIO VALLEY WOODTURNERS GUILD

May 2019

WWW.OVWG.ORG

A Chapter of the American Association of Woodturners www.woodturner.org

John Lucas — May Meeting Presenter



What's Inside

President's Letter	2 – 3
Steve Cook Demo	4
Upcoming Events	5
April Show & Tell	6 - 7
Meet the Turner	8 - 9
Board and Mentors	10



I am a retired photographer who also repaired all of our machines and cameras. I have been working in wood both turning and flat work for about 35 years or more. I also dabble in metal working. These skills have allowed me to build almost anything out of wood that I can come up with. I also enjoy modifying my machines and building tools. I enjoy learning new and innovative woodturning techniques including trying new tools and new cutting techniques. I have turned a little of almost everything. I enjoy sharing this knowledge to try and help others get past the learning curve. I have written many articles and produced videos on Youtube to try and pass on these skills. I have taught classes at John C Campbell, Arrowmont, and The Appalachian Center for Crafts as well as doing Demos at the National symposiums and many other local symposiums and clubs. I'm known for my hand mirrors which I do in many different styles.



Check out the website Events Calendar for all upcoming activities at the Learning Center

President's Letter



While wood turning keeps me busy most of the year, during this time of the year much of my time and attention goes to gardening. This year the demand for yard work is even greater since much of my yard was destroyed by construction efforts associated with installation of new decks. I am pleased to say that most of this recovery has now been accomplished and I can again concentrate on turning. My goal for the remainder of the spring and summer is to spend time at my lathe, relax on the deck, and enjoy the flowers.

As you are probably aware, the annual election of officers was held during the April monthly meeting. We were fortunate to have members step forward and express a willingness to devote the time and energy required to assure continued success of the Guild. The results of the election were announced at the meeting and I also sent an email providing this information. Nancy Bowman was elected to the position of President and Ted Smucker was elected as Vice President of Programming.

While there were two candidates for the position of President, we did not provide the vote count in these original announcements. However, after discussion with the Executive Committee, we decided that in order to be fully transparent we should publish the vote details for the President's position. The actual number of votes were as follows: Nancy Bowman received 63 votes and John Albachten received 46 votes. There were 20 absentee ballots. Two of them were not signed (one for each candidate) so they were not included in the final tally.

Since we have just been through the election process I want to emphasize its importance to the continued growth and development of the OVWG. The contributions of time and ideas by members of the Board help to keep the Guild running smoothly while assuring the turning needs of our members are met. In April of 2020 we will be voting for the positions of Vice President of Facilities and Equipment, Secretary, and Treasurer. Although it is almost a year away it is not too early to begin thinking about potential candidates. The Nominating Committee will be starting the process of searching for candidates in the near future.

Our last professional demonstrator for this 2018-2019 turning year, John Lucas, is scheduled for May 18. John is a well known turner who has much to offer. You can see some of his work by going to Google and typing in "John Lucas Woodturning Videos". These include one in which he provides tips on turning a hand mirror - one of the demonstrations he will be doing for us. He will also be teaching this process during a hands-on class on Sunday, May 19. There is still space available so I encourage you to consider registering for this class for only \$95 plus a \$10 materials fee.

June 15, the annual Zeller Picnic, is our final monthly meeting of the turning year. It will be held at the Evendale Recreation Center, South Open Shelter, Kingsport Drive, north of Glendale-Milford in Evendale (same place as last year). This is also the time for our **June contest** - a basic bowl (see the details on the Home Page of the OVWG website (www.ovwg.org)). The Board also invites you to bring your spouse, significant other, and/or friend(s) to this event along with a **favorite dish** that you would like to share.

I had announced in an earlier message that we would like to have some home hosted visits to workshops during the summer. These can be very helpful for beginning turners to be able to see how they might want to set up a shop or for anyone who is looking for ways to make shop improvements. Unfortunately, so far I have not received indications from anyone who is willing to open their shop for this purpose. If you know of someone (could be yourself) who has a nice shop setup please encourage them to get in touch with me as soon as possible so we can get these visits scheduled. The host can set the date, time, number of people that can be accommodated, etc. The Guild will provide \$25 for cost of refreshments.

Registration for the summer classes is going well. **Nick Cook's** class on June 21, is filled, but he still has some space in the classes on June 22, and June 23. **Jim Duxbury's** class on July 20, has only one space open, but there are several spaces in his July 21, class.

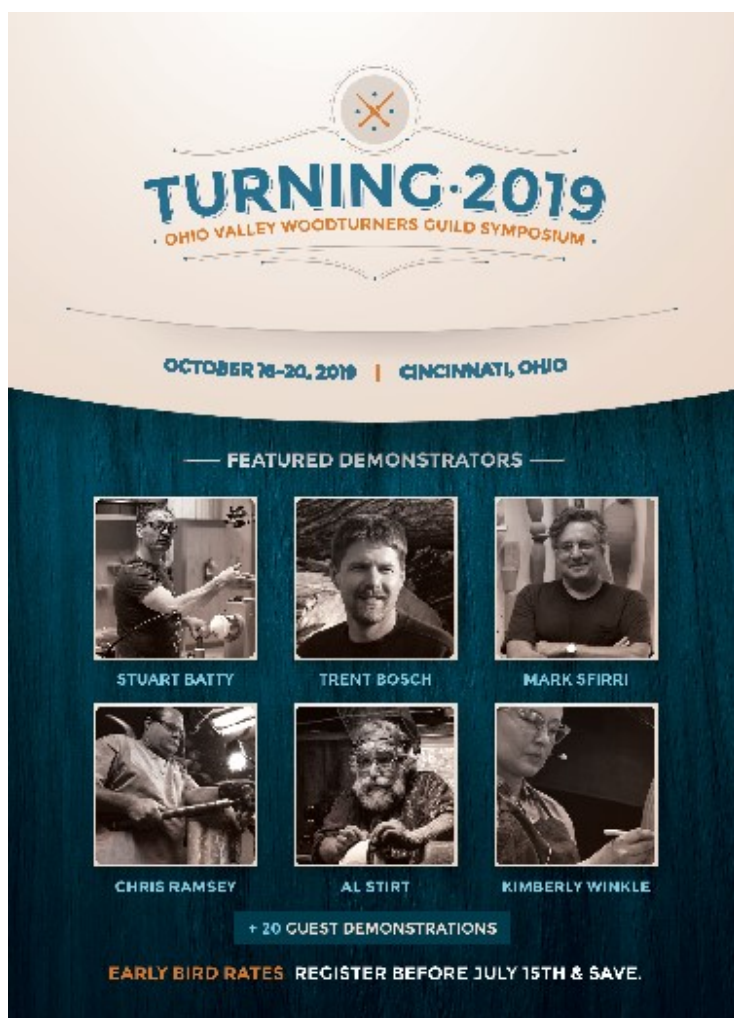
While it is not finalized, Nancy Bowman is working on a 2-day class in August to be presented by **Eli Avisera** from Israel. This will be a great opportunity for our members to learn from an internationally recognized turner. Stay tuned for details to follow. In the meantime you can see some of his work by going to Google and typing in "Eli Avisera woodturner". This will take you to several videos of his work.

While our membership has not reached the level that it was last year, the numbers do continue to increase - at present we are at 295. If you know of former members who have not renewed please encourage them to consider becoming and OVWG member again. We have much to offer and think they will get their money's worth. Also remind them of the Symposium 2019 and encourage them to join you in attending this outstanding event.

Thanks to all of you for helping to make the OVWG an outstanding organization. I look forward to seeing you at the meeting on May 18, and at other scheduled events.


Jerry Warner
President

Registration is open for OVWG's biannual Symposium, Turning 2019
Take advantage of the early registration savings. Sign up now.





Steve Cook Demonstration

Steve Cook is the owner of Costal Wood Design and also a representative of Chroma Craft. They are a manufacturer of colorants, paints, inlays, and casting materials. The products are directed towards the artist/artisan market involving painting, casting, and woodworking including turning, carving and restoration. Steve's demonstration focused on recommend techniques and decorative options using Chroma craft products. He has partnered with Chromacraft to produce a Steve Cook branded Tung oil. The product contains oil extracted from tung nuts , citrus oil and a thinning solvent. He demonstrated using it sprayed on a cherry platter. Two coats are recommended. Allow 48-72 hours curing time before applying a second coat. Store the tung oil to limit exposure to light and heat.



Epoxy materials for coating and filling were the next products shown to fill a large space between two boards. The epoxy materials should be warmed if the temperature is below 70 degrees. Insure you have a level work surface and seal the substrate to be coated. Steve used a sacrificial piece of luan covered with strip of tyvek tape for the bottom surface. The bordering wood pieces were screwed to the luan. The ends of the cavity to be filled were sealed with backer boards and tyvek tape. A dam made from modeling clay was applied to the edges of the cavity to contain the epoxy. Cavities larger than one inch in depth should be filled in two pours. The epoxy and hardner are mixed in a 2 to 1 ratio then poured into two new containers. A blue color tint and a pearlescent pigment was stirred into the first container. The mixture was poured

into the cavity. A white tint was mixed into the second epoxy container. The white tinted epoxy is carefully poured to take the fill level just above the top edge of the cavity. Steve then used a spatula to lightly mix the two tinted epoxies to get the desired color effect. A propane torch or hair dryer is to direct hot air to the surface of the filled cavity to pop any bubbles and insure a smooth surface. To level the cured surface Steve recommends a power planer followed by sanding to 220 grit. If a smoother surface is required it is achieved using oil to wet sand through the higher grits.



To show potential uses of Chromacrafts line of colored aerosols, dyes, makers and liquids suitable for airbrushing Steve turned a bangle bracelet, beaded the edges. The bracelet was the decorated using different colored markers. The product line includes an accent paste which gives a nice effect especially on a textured surface.

Spin gems are colored polyester particles that can be used in combination with the epoxy to add colored sections to an object. The show this a 1/8 deep groove was cut into the rim of a cherry bowl. Using the same sealing and filling procedures demonstrated earlier the groove was filled with an epoxy and spin gem mixture.

The next product shown was an iridescent cloud paint which comes in a variety of colors. To get the color effect the paints must be applied over a black surface. A small amount of several colors was dabbed onto the black surface. An airbrush was used to shape and spread the cloud paint to produce the targeted color effect.

The last paint demonstrated was Web-FX. It is a special effect paint designed to give a lacy, web-pattern effect offering texture and depth. It is available in 5 colors. This product was demonstrated showing how it could be used to color the border of a platter. The platter surface was colored with white paint. Next it was sprayed with the Web-FX paint using sweeping strokes. The center part of the platter was then turned to remove the paint leaving only the rim of the platter colored.



Chroma Craft also has a line of stencils backed with a pressure sensitive adhesive. They come in a variety of shapes and images. The stencils can be used to produce both a positive and a negative image. The demonstration used a maple leaf stencil which was then colored using a liquid dye and airbrush.



More information on the Chrroma Craft products is available on their website .<https://www.chroma-craft.com/manufacturer/2/chroma-craft>

Upcoming/Ongoing Events


May 10-11, 2019	Appalachian Festival
May 18, 2019	Monthly Meeting Pro Turner John Lucas
May 19, 2019	Hands on Class with John Lucas, Turning a Hand Mirror
May 23, 2019	Board Meeting 6:00 - 8:00PM
May 25, 2019	Turn & Learn 5- Lidded Box Class, 9:00AM-3:00PM
May 30, 2019	Long Stemmed Globlet Class with Keith Bundy 6:00 - 9:00PM



The American Association of Woodturners 33rd Annual International Symposium
Raleigh, North Carolina July 11-14, 2019



Appalachian Festival May 10-12, 2019



OVWG will once again be participating in the Appalachian Festival conducted at Coney Island. Put it on your calendar and start preparing to take part in this great community outreach program.

Please contact Mary Carol Meinken or David Wright if you are interested

Things of Note

- OVWG name tags with a magnetic back are available for \$5 from member Chris Barrett. To get a name tag, send Chris an email at artisan022@icloud.com, telling him how you want your name to appear. He will have your name tag at a subsequent meeting.
- The OVWG now has **business cards** printed and available for members to be given out and posted at related wood turning businesses. The cards are available in the Learning Center.
- We continue to have opportunities to do demonstrations in many different locales. We have an "approved demonstrator" list that receives an email with a chance to volunteer for these events. If you would like to become a qualified demonstrator contact John Albachten, Director of Skill Development

April Show and Tell



Terry Elfers



John Glessner



Jack Gormley



Ray Feltz



Paul Harkins



KC Kendall



Dave Kratzer

April Show and Tell



Dave Kratzer



Tim Sauer



Jess M. Parrett



Arnold Ward



Ed Vance



Meet the Turner

Name: Kathy O'Connell

Occupation: Retired Teacher

Part of town you live in: Anderson Township

How many years have you been turning? 2

How many years have you been a member of OVWG? 2

What is your favorite item(s) to turn? I really enjoyed turning a walking stick for my 6 year old grandson out of a large poplar limb which he found in our woods this winter. Now his 4 year old sister wants one too. I also really enjoy making KC's cheese platters.

What is your favorite wood and why? Probably Spalted maple, but will try whatever I can get. I prefer a lighter wood where the grain and natural markings provide the visual interest.

Do you have a favorite turning tool? Negative Rake Scraper recommended by John Shannon for cleaning up the surface before sanding. It saves a lot of paper.

Who/What was your greatest teacher/influence? An uncle was a turner and seeing his work got me interested in trying it so I joined OVWG after retiring and seeing a member demonstrating at the Milford Art Fair. My first class was with John Albachten and KC and I thoroughly enjoyed it and was hooked. I've learned so much in Open Shops with John A, Jon H, KC, Joseph Waldmann, Mary Carol, John Shannon and John Jackobs and many, many others. And I have also learned from watching and been inspired by other turners in Open Shops after seeing what they are making.

Favorite profession turner you would like to see demonstrate: Kimberly Winkle (I liked her demonstration at Monthly Meeting last year and her stools) and Ashley Harwood (I only attended on Sunday but saw her at the 2017 Symposium and enjoyed her bowl making ideas). I am really looking forward to the presenters at the 2019 Symposium in September because I am going all 3 days and feel like I have more knowledge and experience now and will be able to absorb more information this time around.

What was your happiest turning moment? Turning in general makes me happy but when I turned my first natural edge bowl, I was making "one last tweak" during the second turning after it had dried for months and put a hole in the bottom. John Jacobs miraculously helped me save it and that made me very happy.



Meet the Turner (continued)

When you look at your turnings, what do you see? I see some progress in my turning abilities, so that's great. But also see all the helping hands that have made it possible. There are so many talented and kind people at the OVWG.

In addition to woodturning, what other crafts/hobbies do you enjoy? Building with wood have been passions since my tree fort days starting at 7 years old; as well as reading. I enjoy sports and played basketball, softball, volleyball, golf and tennis in leagues until I was 40 and permanently messed up my back. I also coached softball, tennis and basketball and taught swimming lessons until I retired from teaching. My most favorite thing is spending time with my husband, kids and grandkids

Where do you see the world of woodturning going? The sky is the limit because people are so creative and are constantly searching for new ways to do things.

Something you would not have known about me: I have owned horses and enjoyed riding until I had to give it up due to health reasons.

Life and occupational skill areas: Taught at risk youth for 6 years in Newport, KY. and 26 years at the Hamilton County Juvenile Court Youth Center and loved it.

Anything we forgot to ask you: I have enjoyed my first couple of years with the OVWG and agreed to assist with the 2019 Symposium Auction, so anyone who wants to donate items or help in any way - Please get in touch


Beads of Courage Boxes



**Patients at Children's
Hospital with their
Beads of Courage Boxes
Thank you for your donation**



April Lidded Box Class



ROCKLER®
WOODWORKING AND HARDWARE

Rockler in Tri-County
333 E. Kemper Rd., 513-671-7711
All OVWG members receive **10% off all**
purchases (except Festool & SawStop)



Hank Lynch
Store Manager &
Outside Sales

Edward B. Mueller Company Inc.
101 East Benson Street
Cincinnati, Ohio 45215
Cincinnati: (513) 761-6777
1-800-642-5656 Ext. 312
Retail Fax: (513) 761-9945
Cell: (513) 207-5531
Email: hank.lynch@muellerco.com
Website: www.muellerco.com

ANCHORSEAL
\$12 / gallon. This green wood end-sealer is
available in 1 or 5 gallon containers.

EXOTIC WOODS
BIG MONK LUMBER CO. Turning squares and
bowl blanks. Afata to Zebrano
www.bigmonklumber.com
Call or email for price list and be sure to stop by
the table at a meeting.
Contact: Pete Kekel
859-653-3520
pete@bigmonklumber.com



WOODCRAFT®
Helping You Make Wood Work

513-407-8371
11711 Princeton Plaza, Suite 271
Near Tri-County Mall

SANDING SUPPLIES
Available in All Grits. Yellow, Green, Blue,
White. Abralon. Scotchbrite. Mandrels.
Interface Pads.
Any size. Any shape.
Round, Wavy, Belts, Detail Sanding.
Jon Hornbach 513-702-2427
WoodyMcSander@gmail.com



copyright © 2019
Ohio Valley Woodturners Guild
Newsletter Editor Jack Gormley
jgormley@fuse.net

OVWG Board of Directors		OVWG Mentors	
<p>Elected Officers</p> <p>President: 859-442-0410</p> <p>VP of Facilities and Equipment 859-689-5136</p> <p>VP of Programs 937-239-1980</p> <p>Treasurer: 859-356-3281</p> <p>Secretary:</p> <p>Appointed Positions</p> <p>Past President: 513-755-8856</p> <p>Director of Youth Turning: 513-321-2804</p> <p>Director of Skill Development: 513-325-9002</p> <p>Director of New Member Development:</p> <p>Director of Community Development: 513-805-8335</p> <p>Director of Marketing 513-678-4518</p> <p>Symposium Director 513-755-8856 513-325-9002</p>		<p>Do you need help getting started or working out a problem? Call any of the names listed below. As always, there is <u>NO</u> <u>CHARGE</u> to members of the Ohio Valley Woodturners Guild. We love to share our woodturning passion. Call us, we want to help you.</p> <p>Central:</p> <p>Loveland:</p> <p>North Side:</p> <p>West Chester:</p> <p>East Side:</p> <p>Dayton:</p> <p>Tipp City</p> <p>Kentucky:</p> <p>N. Kentucky</p> <p>Kenton Cnty:</p> <p>Campbell Cnty:</p> <p>Indiana:</p> <p>Southeast:</p>	
Jerry Warner jw.warner455@gmail.com	Ron Hanssen rcflyer1954@yahoo.com	Dave Morrical John Albachten Mary Carol Meinken Dave Kratzer Mike Ball K.C. Kendall Mike Pankion David Wright Gary Brackett Johnny Bowman Nancy Bowman John Shannon Lowell Converse René Keyzer-André Gary Vance	513-771-5205 513-325-9002 513-521-1517 513-290-9609 513-324-3148 513-755-8856 513-777-5599 513-805-8335 513-553-7474 937-239-1980 937-239-1980 513-956-8873 937-426-2646 937-276-7777 937-667-4520
Nancy Bowman sgolf11@msn.com	Kurt Foglesong jfoglesong@fuse.net	Kurt Foglesong Pete Kekel Keith Bundy Gerald Williams	859-356-3281 859-653-3520 859-781-5414 812-689-6545
Dennis M. Sullivan Sullivan@cedarville.edu	KC Kendall kckend@gmail.com		
Bev Connelly blcnclm@fuse.net	John Albachten albachj@ucmail.uc.edu		
Dennis M. Sullivan sullivan@cedarville.edu	David Wright davidwright@fuse.net		
Jack Gormley jgormley@fuse.net	KC Kendall - kckend@gmail.com John Albachten - albachj@ucmail.uc.edu		

Meetings

Demonstration meetings are generally held the third Saturday of the month (September through June) from 9:00am to 3:00pm. Registration and set up starts at 8:00am. Meeting cost (includes lunch) is \$15 for members and \$25 for nonmembers for all demonstrators. Attendees who are a member of another woodturning club will pay the OVWG member rate of \$15. First year membership dues of \$45 includes a wooden name badge. Subsequent year's dues are \$40. Use our secure website for all payments.

Page 10